

MOBILE USERS



ACTION REQUIRED

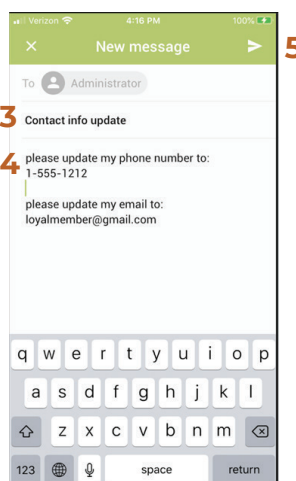
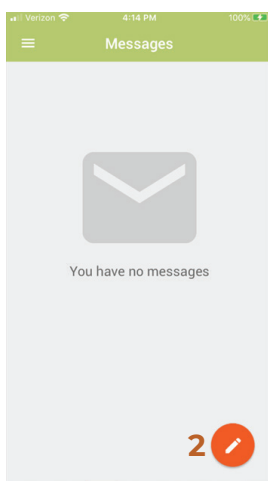
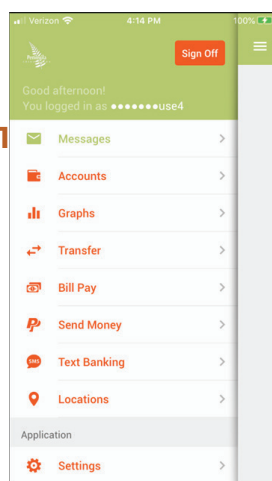
To update your phone numbers and email address in mobile banking, send a message via our Secure Mobile Messaging.

Outdated or incorrect contact information will prevent you from being able to access online banking services.

To update your phone numbers and email address in mobile banking, send a message via our Secure Mobile Messaging.


Log into the mobile app

- 1 Selected Messages
- 2 Select the orange button to draft a message
- 3 Tap on the subject line then, complete the Subject line (i.e; contact info update)
- 4 Tap on the message box below the subject line. Type your message (see example)
- 5 Send the message by tapping on the arrow on the top right hand side of the document



ONLINE BANKING CONVERSION

 pcfcu.org

 360.426.1601